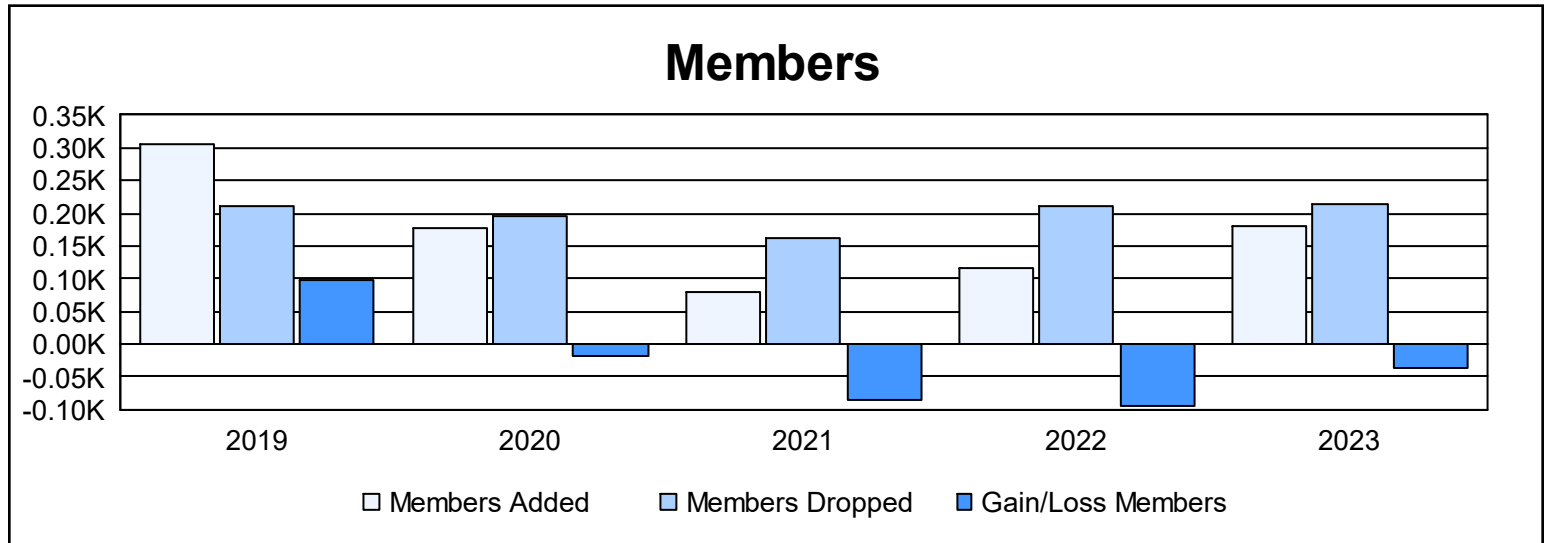
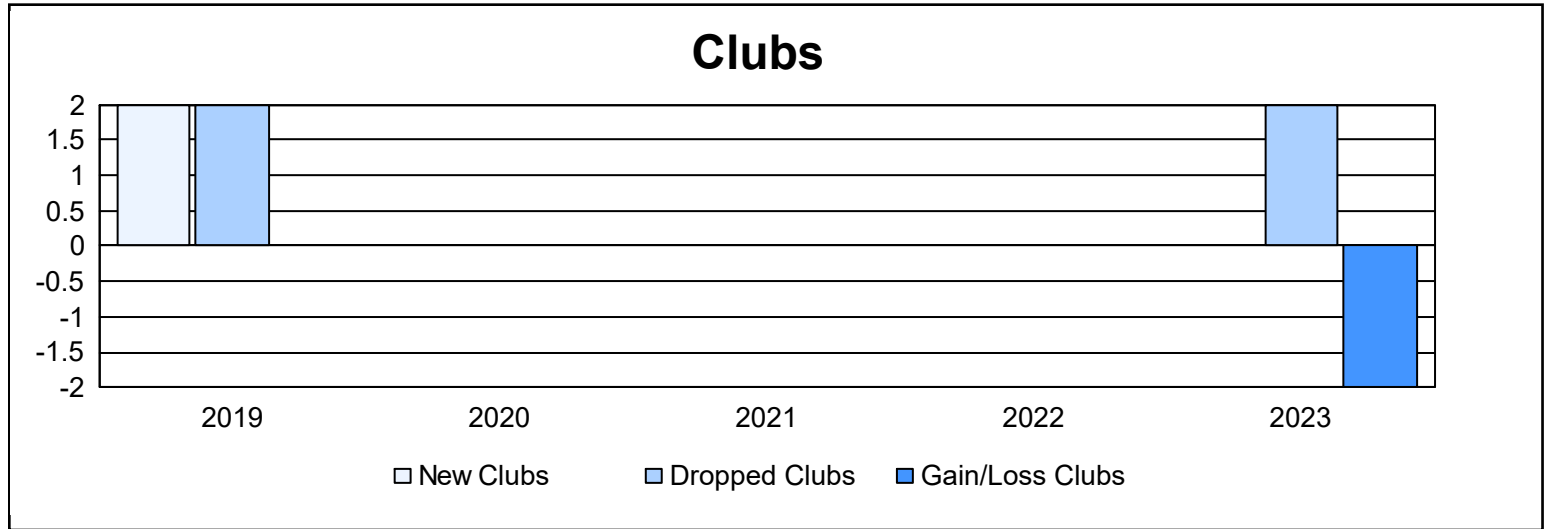
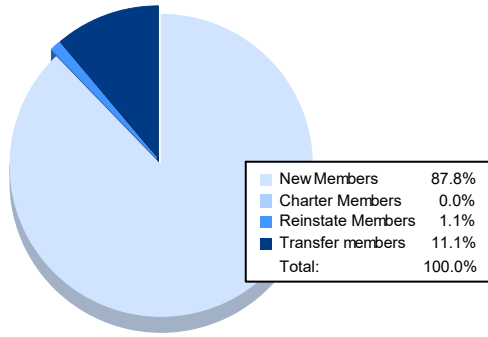


| Year | New Clubs | Dropped Clubs | Gain/ Loss Clubs | New Members | Charter Members | Reinstate Members | Transfer Members | Total Member Added | Total Members Dropped | Gain/ Loss Members |
|----------------|-----------|---------------|------------------|-------------|-----------------|-------------------|------------------|--------------------|-----------------------|--------------------|
| 2018-2019 | 2 | 2 | 0 | 144 | 102 | 3 | 58 | 307 | 210 | 97 |
| 2019-2020 | 0 | 0 | 0 | 162 | 5 | 2 | 9 | 178 | 195 | -17 |
| 2020-2021 | 0 | 0 | 0 | 64 | 0 | 3 | 12 | 79 | 163 | -84 |
| 2021-2022 | 0 | 0 | 0 | 102 | 0 | 2 | 12 | 116 | 211 | -95 |
| 2022-2023 | 0 | 2 | -2 | 158 | 0 | 2 | 20 | 180 | 215 | -35 |
| Average | 0 | 1 | 0 | 126 | 21 | 2 | 22 | 172 | 199 | -27 |



Membership Composition June 2023 Cumulative



Gender Composition June 2023 Cumulative

